

6

5

4

3

2

1

APPROVED: _____

DATE: _____ TITLE: _____

Rev	AWO #	Description	Date	Appr
-		RELEASED	7/25/18	

D

D

C

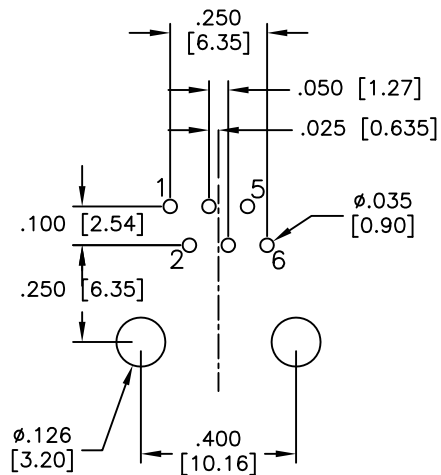
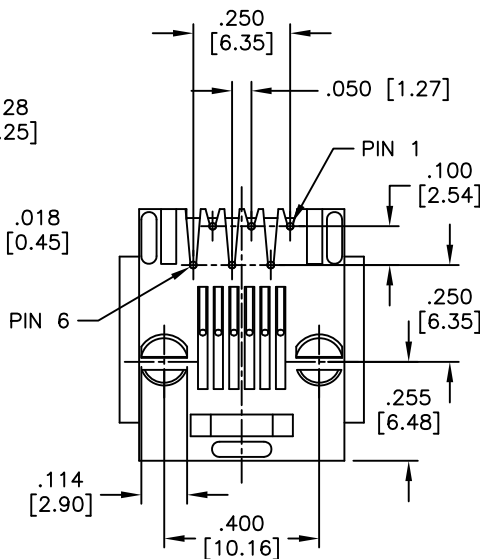
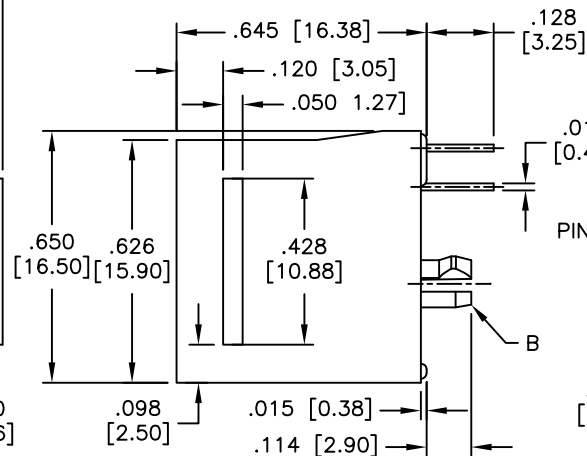
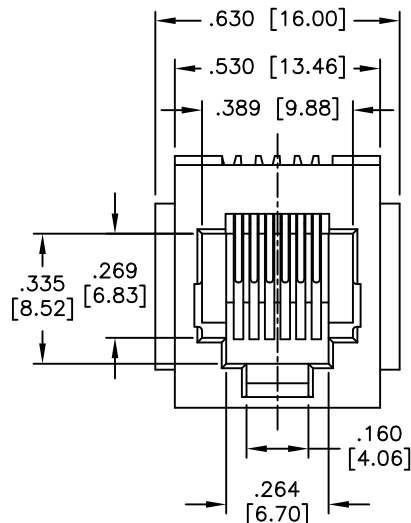
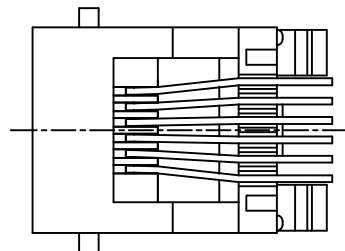
C

B

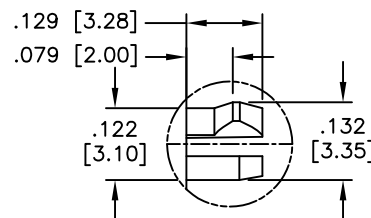
B

A

A



RECOMMENDED PCB LAYOUT (TOP VIEW)



DETAIL B

SPECIFICATIONS:

Material:
 Insulator: (PA9T) Hi-Temp Thermoplastic, rated UL 94V-0
 Insulator color: Black
 Contacts: Phosphor Bronze
 Contacts Plating:
 Round contact
 Gold over Nickel underplate overall
 Flat contact
 Gold over Nickel underplate on contact area,
 Tin over Nickel underplate on solder tails
 (See chart for thickness)

Electrical:
 Voltage rating: 150 VAC max
 Current rating: 1.5 Amps max
 Contact resistance: 20 mohms max
 Insulation resistance: 500 Mohms min @ 500 VDC
 Dielectric withstanding voltage: 1000 VAC for 1 minute
 Temperature Rating:
 Operating temperature: -40°C to +85°C
 Environmental:
 Lead free, RoHS compliant.



UNLESS OTHERWISE SPECIFIED
 ALL DIMENSIONS ARE INCHES [MM]
 TOLERANCES: EXCEPT AS NOTED

INCHES	HOLES
.X ± .10	ØX ± .10
.XX ± .020	ØXX ± .015
.XXX ± .015	ØXXX ± .010



APPROVALS		DATE
DRAWN	AY	7/25/18
CHECKED	DH	7/25/18
APPROVED		

TITLE MODULAR TELEPHONE JACK, 6P6C VERTICAL TOP ENTRY, SPLIT PEG, PCB, HI-TEMP		
SIZE X	PART NO. MTJ-663X1-SP-HT	REV. -
REF: S00065T	SCALE: NTS	SHEET 1 OF 1

6

5

4

3

2

1