

6

5

4

3

2

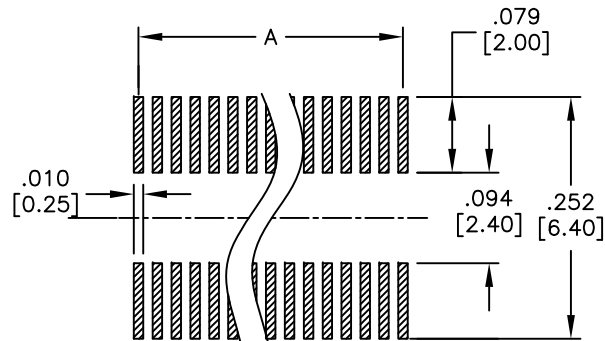
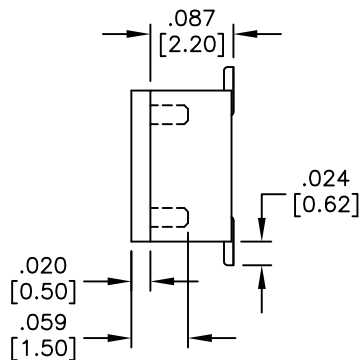
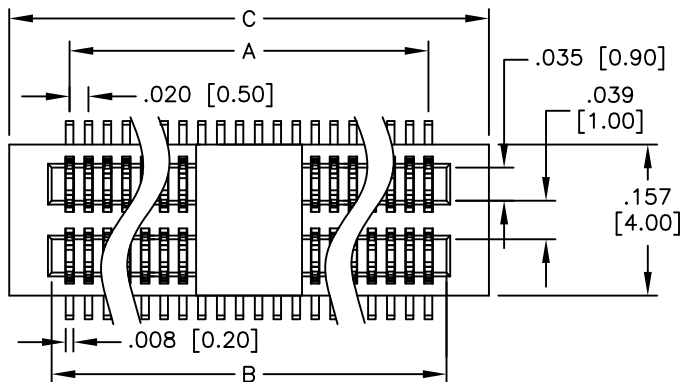
1

APPROVED: _____
 DATE: _____ TITLE: _____

Rev	AWO #	Description	Date	Appr
-		RELEASED	11/10/09	

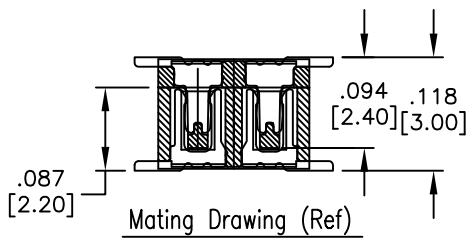
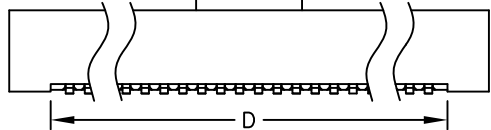
D

D



C

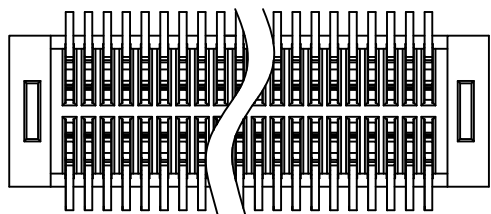
C



RECOMMENDED PCB LAYOUT

B

B



SPECIFICATIONS:

Material:
 Insulator: Nylon 46, rated UL 94V-0
 Insulator color: White
 Contacts: Phosphor Bronze
 Plating:
 Gold flash over Nickel underplate overall

Electrical:
 Operating voltage: 50 VAC max.
 Current rating: 0.5 Amps max.
 Contact resistance: 30 mohms max. initial
 Insulation resistance: 100 Mohms min@ 100V DC
 Dielectric withstanding voltage: 100 VAC for 1 minute
 Temperature Rating:

Operating temperature: -20°C to +105°C
 Environmental:
 Lead free, RoHS compliant
 Recommended soldering temp: 260°C for 5 seconds



Positions: 10, 12, 14, 16, 18, 20, 22, 24, 26, 28, 30, 32, 34, 36, 38, 40, 42, 44, 46, 48, 50, 60, 70, 80, 90, 100, 120

A = .020 [0.50] x (No. of Contacts - 1)
 B = .020 [0.50] x (No. of Contacts - 1) + .038 [0.96]
 C = .020 [0.50] x (No. of Contacts - 1) + .126 [3.20]
 D = .020 [0.50] x (No. of Contacts - 1) + .039 [1.00]

A

A

UNLESS OTHERWISE SPECIFIED
 ALL DIMENSIONS ARE INCHES [MM]
 TOLERANCES: EXCEPT AS NOTED
 INCHES HOLES
 .X ± .10 Ø.X ± .10
 .XX ± .020 Ø.XX ± .015
 .XXX ± .015 Ø.XXX ± .010



APPROVALS		DATE		TITLE	
DRAWN	DY	11/10/09		.020 [0.50] BOARD TO BOARD SOCKET 2.2 MM HEIGHT, SMT TYPE, NO PEG	
CHECKED		SIZE	PART NO.	REV.	
APPROVED		X	BB5-SD-XX-G-NP	-	
REF: S00056T		SCALE: NTS	SHEET 1 OF 1		

6

5

4

3

2

1