

6

5

4

3

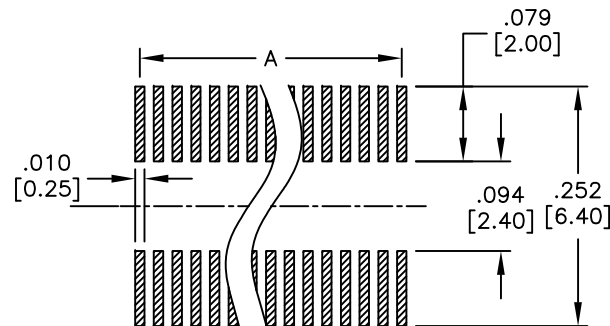
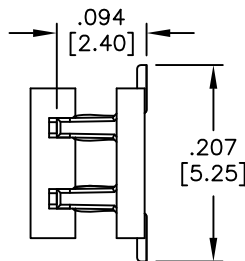
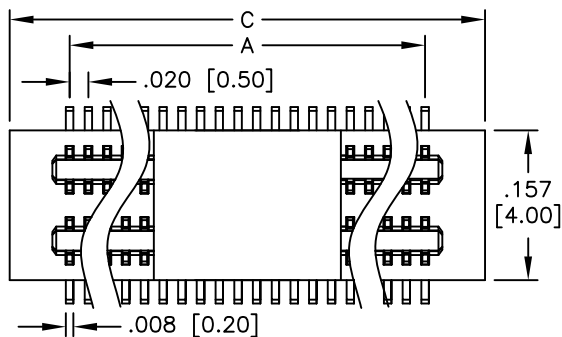
2

1

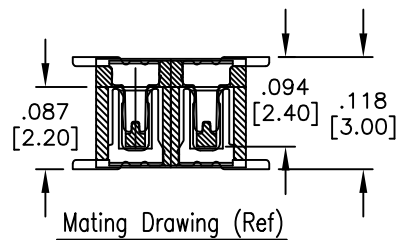
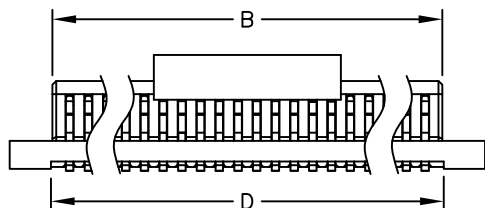
APPROVED: \_\_\_\_\_

DATE: \_\_\_\_\_ TITLE: \_\_\_\_\_

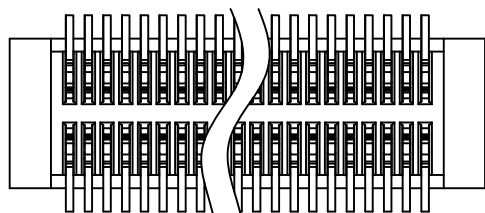
Rev	AWO #	Description	Date	Appr
-		RELEASED	11/10/09	



RECOMMENDED PCB LAYOUT



Mating Drawing (Ref)



SPECIFICATIONS:

Material:  
 Insulator: Nylon 46, rated UL 94V-0  
 Insulator color: White  
 Contacts: Phosphor Bronze  
 Plating:  
 Gold flash over Nickel underplate overall

Electrical:  
 Operating voltage: 50 VAC max.  
 Current rating: 0.5 Amps max.  
 Contact resistance: 30 mohms max. initial  
 Insulation resistance: 100 Mohms min@ 100V DC  
 Dielectric withstanding voltage: 100 VAC for 1 minute  
 Temperature Rating:

Operating temperature: -20°C to +105°C  
 Environmental:  
 Lead free, RoHS compliant  
 Recommended soldering temp: 260°C for 5 seconds



Positions: 10, 12, 14, 16, 18, 20, 22, 24, 26, 28, 30, 32, 34, 36, 38, 40, 42, 44, 46, 48, 50, 60, 70, 80, 90, 100, 120

A = .020 [0.50] x (No. of Contacts - 1)  
 B = .020 [0.50] x (No. of Contacts - 1) + .036 [0.92]  
 C = .020 [0.50] x (No. of Contacts - 1) + .126 [3.20]  
 D = .020 [0.50] x (No. of Contacts - 1) + .039 [1.00]

UNLESS OTHERWISE SPECIFIED  
 ALL DIMENSIONS ARE INCHES [MM]  
 TOLERANCES: EXCEPT AS NOTED

INCHES		HOLES	
.X	± .10	Ø.X	± .10
.XX	± .020	Ø.XX	± .015
.XXX	± .015	Ø.XXX	± .010



TITLE  
 .020 [0.50] BOARD TO BOARD PLUG  
 2.2 MM HEIGHT, SMT TYPE, NO PEG

APPROVALS		DATE
DRAWN	DY	11/10/09
CHECKED		
APPROVED		

SIZE X	PART NO. BB5-PD-XX-G-NP	REV. -
REF: S00056T	SCALE: NTS	SHEET 1 OF 1

6

5

4

3

2

1