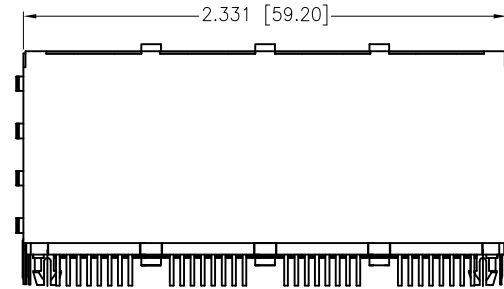
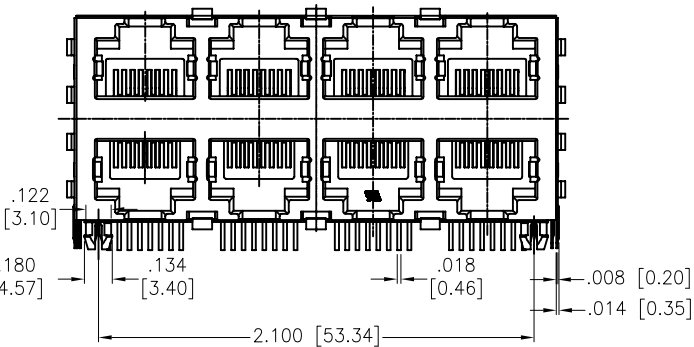
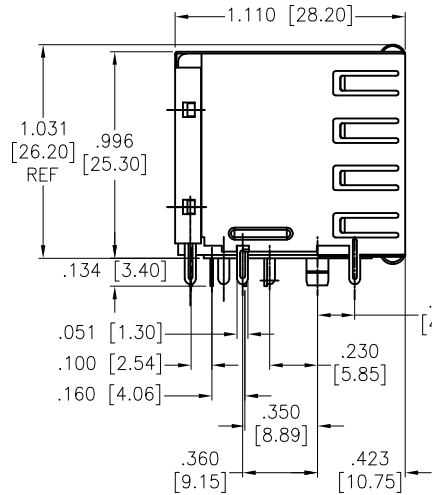
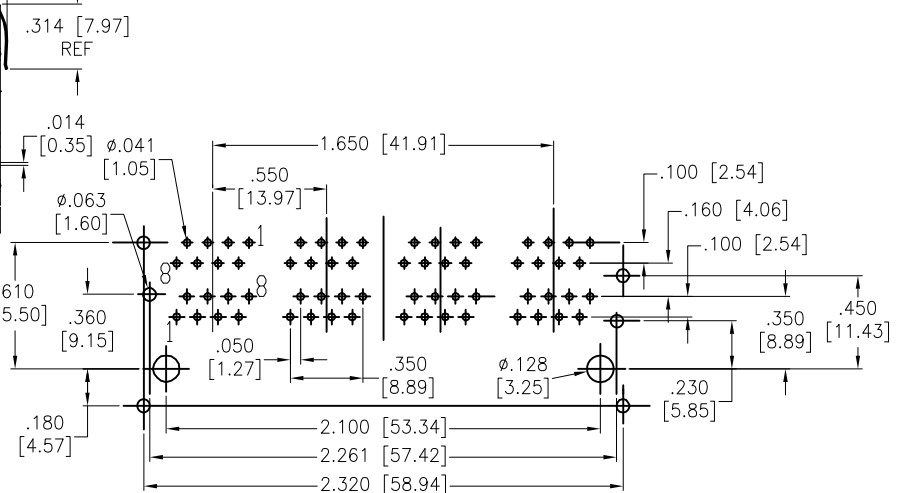
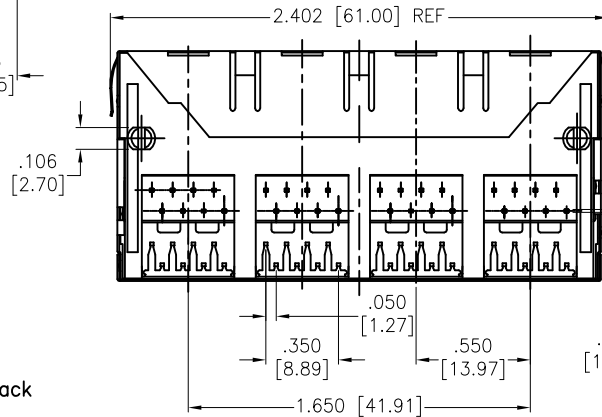


APPROVED: _____
 DATE: _____ TITLE: _____

Rev	AWO #	Description	Date	Appr
-		RELEASED	5/2/05	
A		REDRAWN	5/2/05	
B		UPDATED DRAWING	6/13/16	HR/IC
C		UPDATED DRAWING	9/20/19	AYTY



BACK VIEW



RECOMMENDED PCB LAYOUT

B SPECIFICATIONS:
 Material:
 Housing: PBT, rated UL 94V-0, Color: Black
 Contacts: Phosphor Bronze
 Shield: Brass, Nickel plated
 Plating:
 Round contact
 Gold over Nickel underplate overall
 Flat contact
 Gold over Nickel underplate on contact area,
 Tin over Nickel underplate on solder tails
 Electrical:
 Voltage rating: 150 VAC RMS
 Current rating: 1.5 Amp
 Contact resistance: 20 mohms max
 Insulation resistance: 1,000 Mohms min @ 500 VDC
 Dielectric withstanding voltage:
 Contact to Contact: 1,000 VDC or AC Peak for 1 minute
 Contact to Screen and Test panel: 1,500 VDC or AC Peak for 1 minute
 Temperature Rating:
 Operating temperature: -40°C to +85°C
 Environmental:
 Lead free, RoHS compliant.



UNLESS OTHERWISE SPECIFIED ALL DIMENSIONS ARE INCHES [MM] TOLERANCES: EXCEPT AS NOTED	
INCHES	HOLES
.X ± .10	ϕ .X ± .10
.XX ± .020	ϕ .XX ± .015
.XXX ± .015	ϕ .XXX ± .010
APPROVALS	
DRAWN	DATE
SS	5/2/05
CHECKED	
APPROVED	

TITLE: 8 PORT GANGED STACKED JACK 8P8C

SIZE	PART NO.	REV.
X	MTJG-8-88JX1-FSG-PG	C
REF: S00005C	SCALE: NTS	SHEET 1 OF 1