

M12 Circular Connector

Part Number :

M12-05-A-S-4-R

Client Order no.:

Item no. :

Order no. :

Consignment no. :

Offer no. :

Project :

Remarks :



Basic Information	
Connector Series:	M12 Field Wireable Connector
Connector Gender:	Female
Orientation:	Right Angle
Connector Coding:	A Coded
Number of Contacts:	5 Pin

Materials and Plating	
Shell Material:	Brass
Shell Plating:	Nickel-plated
Insulation Material:	Polyamide 66 GF25
Contact Material:	CuSn
Contact Plating:	Au

Electrical Performance	
Rated Voltage:	60V
Rated Current:	4A
Insulation Resistance:	≥100 MΩ
Contact Resistance:	< 10 mΩ
Standard:	IEC 61076-2-101
Shielding Performance:	Shielded

Mechanical Performance	
Coupling method:	Threaded Coupling
Threaded Size:	M12x1
Mount Method	Cable Type
Mount Feature	Not Applicable
Contact Termination	Screw Joint
Cable Od	Not Applicable
Thread Aperture	Not Applicable
Durability	≥500 cycles
Wire Gauge	0.14/0.25/0.34/0.5mm ² /(26/24/22/20AWG)






































Environmental Performance	
Temperature Range:	-25°C to 85°C
Ip Rating:	IP67

M12 Connector Part Number Breakout

	M	12	03	A	P	1	S	F	W
Series									
Thread Diameter									
Number of Contacts: 03/04/05/08/12									
A: A-coded B: B-coded D: D-coded									
P: Pin S: Socket									
1: PCB 2:Soldering 3:Plastic screw-joint 4: Metal screw-joint									
S: Straight R: Right angle H: Flange									
F: Front Mount B: Backend Mount									
Wire									

Learn more about this connector on [Metabee's M series connector catalog](#).

M12 Connector Pinout and Wiring Diagram

Pins	A	B	C	D	X	Y	S	T	K	L	M
2											
3											
4											
5											
6											
8											
12											
17											

芯位 Pins	线芯颜色 Wire core color
2芯(Pins)	
1	BN
2	-
3	BU

芯位 Pins	线芯颜色 Wire core color
3芯(Pins)	
1	BN
2	-
3	BU
4	BK

芯位 Pins	线芯颜色 Wire core color									
	4芯A编码(4 Pins A-Code)			4芯B编码(4 Pins B-Code)			4芯D编码(4 Pins D-Code)			
1	BN			BN			YE			
2	WH			WH			WH			
3	BU			BU			OG			
4	BK			BK			BU			

芯位 Pins	线芯颜色 Wire core color			
	5芯A编码(5 Pins A-Code)		5芯B编码(5 Pins B-Code)	
1	BN		BN	
2	WH		WH	
3	BU		BU	
4	BK		BK	
5	GY		GY	

芯位 Pins	线芯颜色 Wire core color
6芯(Pins)	
1	BN
2	WH
3	BU
4	BK
5	-
6	GY
7	RD

芯位 Pins	线芯颜色 Wire core color
8芯(Pins)	
1	WH
2	BN
3	GN
4	YE
5	GY
6	PK
7	BU
8	RD

芯位 Pins	线芯颜色 Wire core color
12芯(Pins)	
1	BN
2	BU
3	WH
4	GN
5	PK
6	YE
7	BK
8	GY
9	RD
10	VT
11	OG
12	LTGN

芯位 Pins	线芯颜色 Wire core color
17芯(Pins)	
1	BN
2	BU
3	WH
4	GN
5	PK
6	YE
7	BK
8	GY
9	RD
10	VT
11	OG
12	LTGN
13	LTBU
14	BKWH
15	BNWH
16	RDWH
17	BUWH

Thanks!

Our team of passionate experts brings a wealth of experience to the table, ready to collaborate with you and unlock your full potential. By joining forces, we can create innovative solutions and achieve remarkable things.



CONTACT US

Phone: +86 159 2624 1606

E-mail: sales@metabeeai.com

Web: metabeeai.com & metabee.com

Address: Room 708, 7th Floor, Building 2, No. 489, Guanghuadong Third Road,
Qingyang District, Chengdu, Sichuan, China