

# M12 Circular Connector

Part Number :

**M12-04-A-S-4-R**

Client Order no.:

Item no. :

Order no. :

Consignment no. :

Offer no. :

Project :

Remarks :



Basic Information	
Connector Series:	M12 Field Wireable Connector
Connector Gender:	Female
Orientation:	Right Angle
Connector Coding:	A Coded
Number of Contacts:	4 Socket

Materials and Plating	
Shell Material:	Brass
Shell Plating:	Nickel-plated
Insulation Material:	Polyamide 66 GF25
Contact Material:	CuSn
Contact Plating:	Au

Electrical Performance	
Rated Voltage:	250V
Rated Current:	4A
Insulation Resistance:	≥100 MΩ
Contact Resistance:	< 10 mΩ
Standard:	IEC 61076-2-101
Shielding Performance:	Unshielded

Mechanical Performance	
Coupling method:	Threaded Coupling
Threaded Size:	M12x1
Mount Method	Cable Type
Mount Feature	Not Applicable
Contact Termination	Screw Joint
Cable Od	Not Applicable
Thread Aperture	Not Applicable
Durability	≥500 cycles
Wire Gauge	0.14/0.25/0.34/0.5mm²/(26/24/22/20AWG)






































Environmental Performance	
Temperature Range:	-25°C to 85°C
Ip Rating:	IP67

M12 Connector Part Number Breakout

	M	12	03	A	P	1	S	F	W
Series									
Thread Diameter									
Number of Contacts: 03/04/05/08/12									
A: A-coded B: B-coded D: D-coded									
P: Pin S: Socket									
1: PCB 2:Soldering 3:Plastic screw-joint 4: Metal screw-joint									
S: Straight R: Right angle H: Flange									
F: Front Mount B: Backend Mount									
Wire									

Learn more about this connector on [Metabee's M series connector catalog](#).

**M12 Connector Pinout and Wiring Diagram**

Pins	A	B	C	D	X	Y	S	T	K	L	M
2											
3											
4											
5											
6											
8											
12											
17											

芯位 Pins	线芯颜色 Wire core color
2芯(Pins)	
1	BN
2	-
3	BU

芯位 Pins	线芯颜色 Wire core color
3芯(Pins)	
1	BN
2	-
3	BU
4	BK

芯位 Pins	线芯颜色 Wire core color
4芯A编码(4 Pins A-Code)	
1	BN
2	WH
3	BU
4	BK
4芯B编码(4 Pins B-Code)	
1	BN
2	WH
3	BU
4	BK
4芯D编码(4 Pins D-Code)	
1	YE
2	WH
3	OG
4	BU

芯位 Pins	线芯颜色 Wire core color
5芯A编码(5 Pins A-Code)	
1	BN
2	WH
3	BU
4	BK
5	GY
5芯B编码(5 Pins B-Code)	
1	BN
2	WH
3	BU
4	BK
5	GY

芯位 Pins	线芯颜色 Wire core color
6芯(Pins)	
1	BN
2	WH
3	BU
4	BK
5	-
6	GY
7	RD

芯位 Pins	线芯颜色 Wire core color
8芯(Pins)	
1	WH
2	BN
3	GN
4	YE
5	GY
6	PK
7	BU
8	RD

芯位 Pins	线芯颜色 Wire core color
12芯(Pins)	
1	BN
2	BU
3	WH
4	GN
5	PK
6	YE
7	BK
8	GY
9	RD
10	VT
11	OG
12	LTGN

芯位 Pins	线芯颜色 Wire core color
17芯(Pins)	
1	BN
2	BU
3	WH
4	GN
5	PK
6	YE
7	BK
8	GY
9	RD
10	VT
11	OG
12	LTGN
13	LTBU
14	BKWH
15	BNWH
16	RDWH
17	BUWH

# Thanks!

Our team of passionate experts brings a wealth of experience to the table, ready to collaborate with you and unlock your full potential. By joining forces, we can create innovative solutions and achieve remarkable things.



## CONTACT US

**Phone:** +86 159 2624 1606

**E-mail:** [sales@metabeeai.com](mailto:sales@metabeeai.com)

**Web:** [metabeeai.com](http://metabeeai.com) & [metabee.com](http://metabee.com)

**Address:** Room 708, 7th Floor, Building 2, No. 489, Guanghuadong Third Road,  
Qingyang District, Chengdu, Sichuan, China