

# M12 Female Connector, Panel Mount, Flange type

## Features:

- Threaded Coupling
- IP67 (Rating)
- Pollution Degree: 3
- Products Comply With IEC 61076-2-101 Industry 4.0 Agreement, NEMA2000 Standard



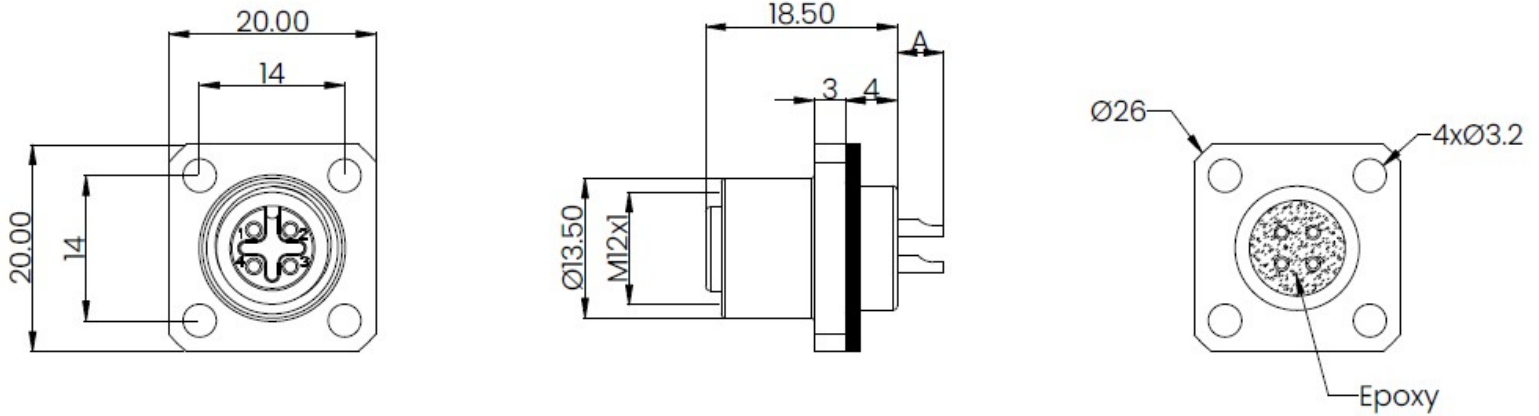
Electrical Specifications									
Contacts	2	3	4/4B	4D	5	5B	6	8	12
Rated Current (A)	4	4	4	4	4	4	2	2	1.5
Rated Voltage (AC,V)	250	250	250	250	60	60	30	30	30
Rated Pulse Voltage (AC,V)	2500	2500	2500	2500	1500	1500	800	800	800
Insulation Resistance (MΩ)	≥100	≥100	≥100	≥100	≥100	≥100	≥100	≥100	≥100
Contact Resistance (mΩ)	≤5	≤5	≤5	≤5	≤5	≤5	≤5	≤5	≤5
Insulation Resistance (MΩ)	≥1000	≥1000	≥1000	≥1000	≥1000	≥1000	≥1000	≥1000	≥1000

Mechanical Specifications	
Mating Cycles	500 Min
Coupling Mechanism	Threaded
Interface Specification	IEC 61076-2-101

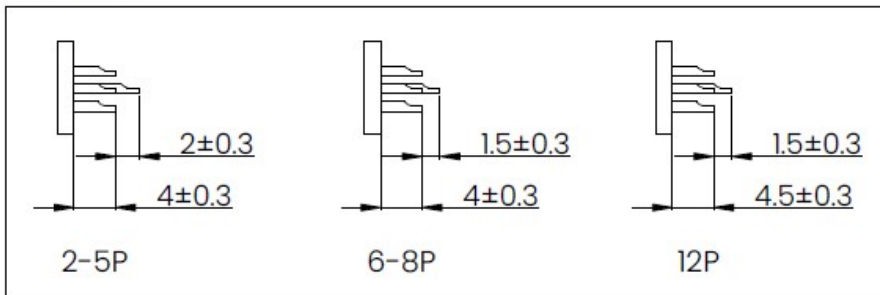
Environmental Specifications	
Temperature Range	-40°C to +80°C

Material Specifications	
Shell	Brass, Nickel Plating
Insulator	PA66 UL94-V0, Black
Contacts	Brass, Gold Plating
Sealing Ring	NBR, Black

**Drawing**



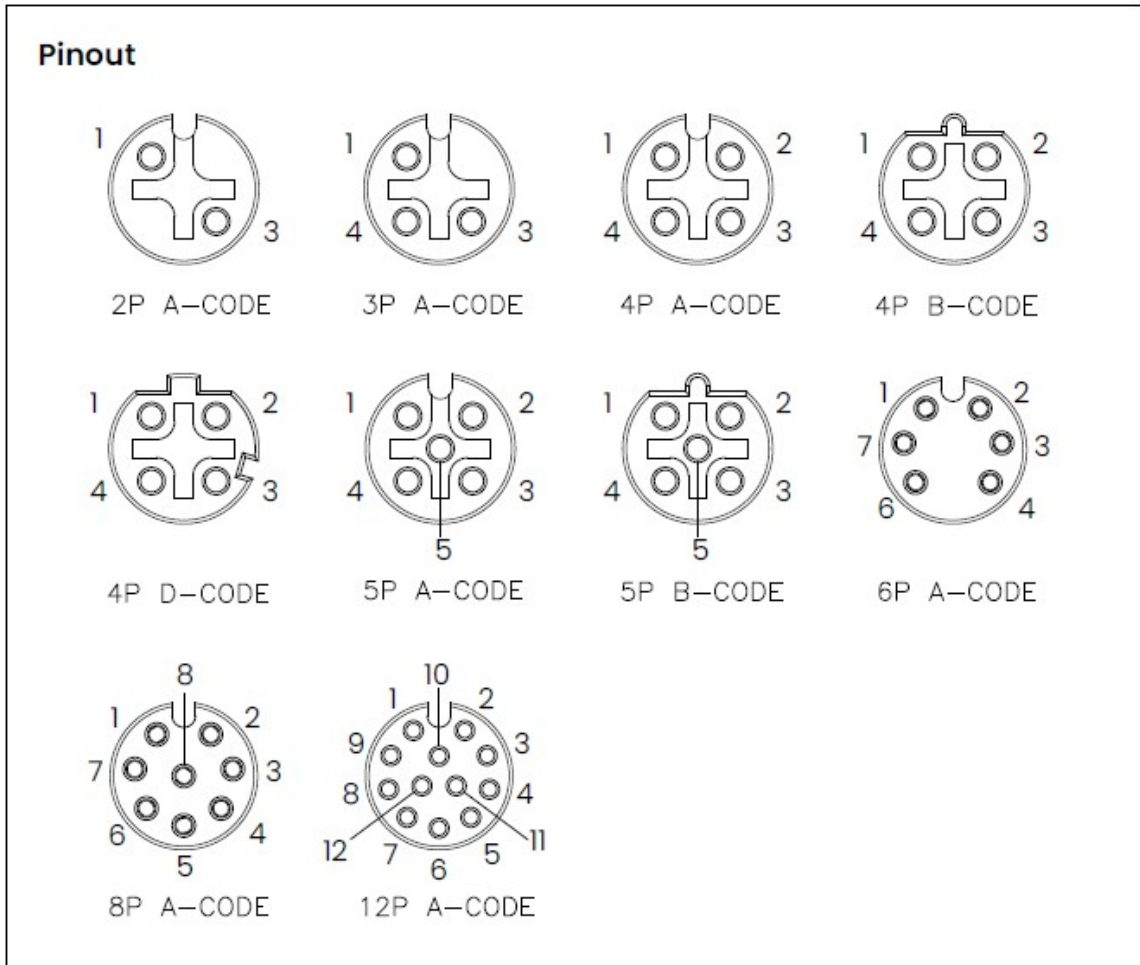
Pin A size



**Disclaimer**

The information in this specification is subject to change without notice. Please confirm the latest version before use. Technical parameters are for reference only, and sufficient testing and verification should be conducted in actual applications.

**Part Number**

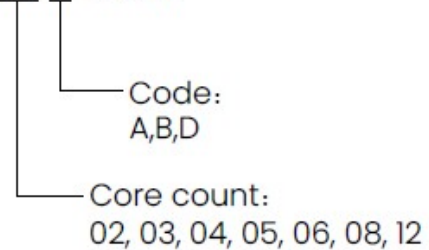


UNLESS OTHERWISE SPECIFIED  
TOLERANCES FOR MILLIMETERS  
ARE:

- 0.5 - 8mm ± 0.20mm
- 8 - 30mm ± 0.25mm
- 30 -120mm ± 0.30mm

**Part Number:**

M12-XX-X-S-2-H



**Disclaimer**

The information in this specification is subject to change without notice. Please confirm the latest version before use. Technical parameters are for reference only, and sufficient testing and verification should be conducted in actual applications.