Rev	AWO #	Description	Date	Appr
-		RELEASED	10/25/18	

APPROVED: _____

DATE: _____ TITLE: _____

Pin	Signal Name	Mating Sequence	Pin	Signal Name	Mating Sequence
A1	GND	First	B12	GND	First
A4	V_{BUS}	First	B9	V_{BUS}	First
A5	CC1	Second	B8	SBU2	Second
A6	Dp1	Second	B7	Dn2	Second
A7	Dn1	Second	B6	Dp2	Second
A8	SBU1	Second	B5	CC2	Second
A9	V_{BUS}	First	B4	V_{BUS}	First
A12	GND	First	B1	GND	First
SHELL		GND	SHELL		GND

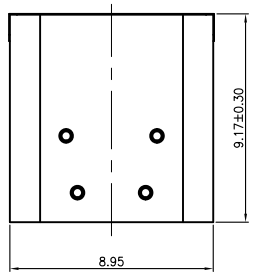

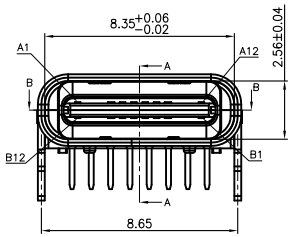

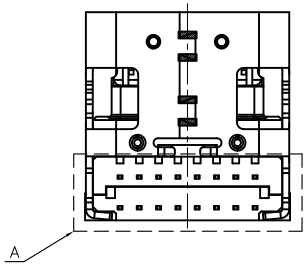

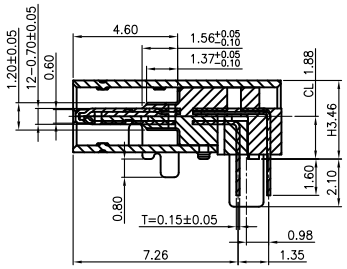

SECTION A−A

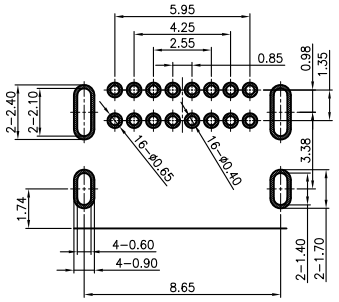

RECOMMEND P.C.B LAYOUT(COMPONENT SIDE)

TOLERANCE FOR PCB LAYOUT IS ± 0.05

PAD AREA

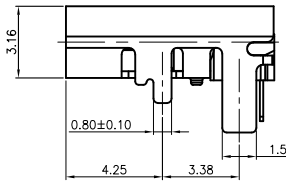

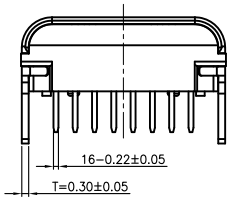

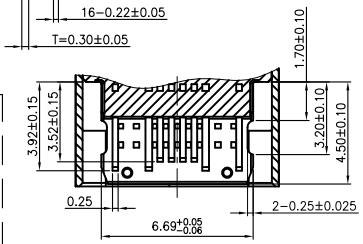

SECTION B−B

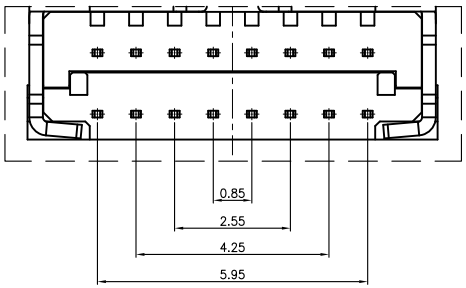

Detail A

SC 2:1

PACKAGED ON TAPE & REEL

SPECIFICATIONS:

Material:

Insulator: Hi−temp thermoplastic, rated UL 94V−0

Insulator color: Black

Contacts: Copper alloy

Shell: Stainless steel, Nickel plated

Plating:

Gold flash over Nickel underplate on contact area,

Matte Tin over Nickel underplate on solder tails.

Electrical:

Current rating: 5 A (Power supply pin: A1, A4, A9, A12, B1, B4, B9, B12)

1.25 A (Vconn pin)

0.25 A (Other signal pin)

Contact resistance: 40 mohms max 10 mohms change after test,

measure @ 20mV, 100 mA

Insulation resistance: 100 Mohms min.

Dielectric withstanding: 100 VAC RMS

Mechanical:

Insertion force: 5~20N

Withdrawal force: 6~20N After test

Durability: 10,000 Cycles

Temperature Rating:

Operating temperature: −40°C to +85°C

Environmental:

Lead free, RoHS compliant.

RoHS COMPLIANT

UNLESS OTHERWISE SPECIFIED
ALL DIMENSIONS ARE MILLIMETERS
TOLERANCES: EXCEPT AS NOTED

MM		ANGLE
X.	± 0.50	±2°
X.X	± 0.30	
X.XX	± 0.20	
X.XXX	± 0.10	

APPROVALS		DATE
DRAWN	AY	10/25/18
CHECKED	CK	10/25/18
APPROVED		

METABEE

TITLE

UNIVERSAL SERIAL BUS, TYPE C, FEMALE, REV 2.0
RIGHT ANGLE, DIP TYPE, BLACK INSULATOR

SIZE	PART NO.	REV.
X	USB-C31-S-RA-CS13-BK-T/R	-

REF: S00296T | SCALE: NTS | SHEET 1 OF 1