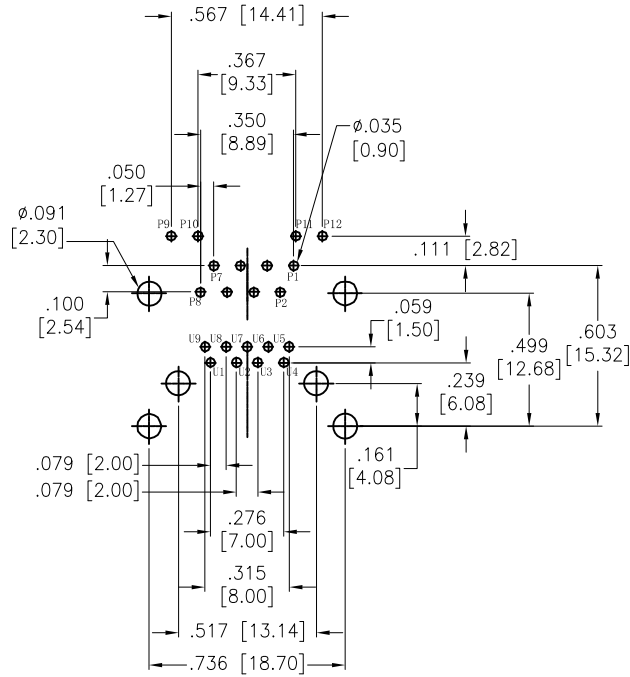
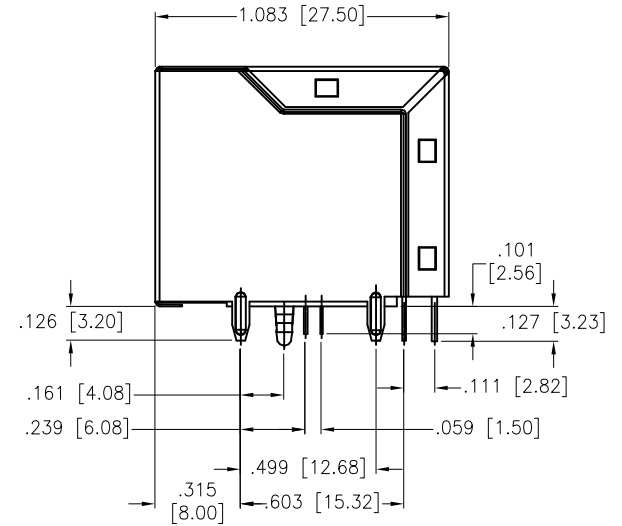
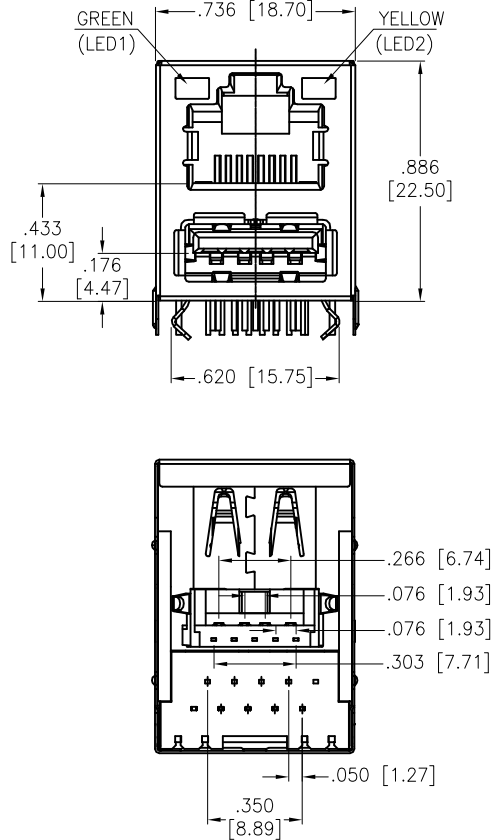


APPROVED: \_\_\_\_\_  
 DATE: \_\_\_\_\_ TITLE: \_\_\_\_\_

|     |       |             |         |      |
|-----|-------|-------------|---------|------|
| Rev | AWO # | Description | Date    | Appr |
| -   |       | RELEASED    | 7/15/16 |      |



RECOMMENDED PCB LAYOUT



| X | PLATING         |
|---|-----------------|
| 0 | 15 $\mu$ m Gold |
| 1 | 30 $\mu$ m Gold |
| 2 | 50 $\mu$ m Gold |
| 6 | 6 $\mu$ m Gold  |

**SPECIFICATIONS:**

**Material:**  
 Housing: PA66, rated UL 94V-0, Color: Black  
 Inserter: PBT, rated UL 94V-0, Color: Black  
 USB 3.0 Housing: PBT, rated UL 94V-0, Color: Blue  
 Contacts: Copper Alloy  
 Shield: Brass, Nickel plated  
 Plating:  
 Round contact  
 Gold over Nickel underplate overall  
 Flat contact  
 Gold over Nickel underplate on contact area,  
 Tin over Nickel underplate on solder tails  
 (See chart for thickness)  
**Electrical:**  
 Operating voltage: 150 VAC max  
 Current rating: 1.5 Amps max  
 Contact Resistance: 20 mohms max. initial  
 Insulation resistance: 500 Mohms min @ 500 VDC  
 Dielectric withstanding voltage: 500 VAC for 1 minut  
**Temperature Rating:**  
 Operating temperature: 0°C to +70°C  
**Environmental:**  
 Lead free, RoHS compliant.



|   |            |                    |            |
|---|------------|--------------------|------------|
| UNLESS OTHERWISE SPECIFIED<br>ALL DIMENSIONS ARE INCHES [MM]<br>TOLERANCES: EXCEPT AS NOTED |            |                    |            |
| INCHES  |            | HOLES              |            |
| .X  | $\pm .10$  | $\varnothing$ X    | $\pm .10$  |
| .XX   | $\pm .020$ | $\varnothing$ .XX  | $\pm .015$ |
| .XXX  | $\pm .015$ | $\varnothing$ .XXX | $\pm .010$ |
| APPROVALS   |            | DATE               |            |
| DRAWN   | HR         | 7/15/16            |            |
| CHECKED   | RT         | 7/15/16            |            |
| APPROVED  |            |                    |            |



|   |                      |              |  |
|---|----------------------|--------------|--|
| TITLE<br>MODULAR JACK GANGED, 1 PORT, 8P8C,<br>RJ45+USB3.0, W/ LED GREEN & YELLOW |                      |              |  |
| SIZE  | PART NO.             | REV.         |  |
| X   | MTJ-USB3-88JX1-FS-LH | -            |  |
| REF: S00005C  | SCALE: NTS           | SHEET 1 OF 2 |  |

6

5

4

3

2


1

APPROVED: \_\_\_\_\_

DATE: \_\_\_\_\_ TITLE: \_\_\_\_\_

|     |       |             |      |      |
|-----|-------|-------------|------|------|
| Rev | AWO # | Description | Date | Appr |
|-----|-------|-------------|------|------|

SEE SHT 1 OF 2 FOR REVISION



|      |       |      |        |
|------|-------|------|--------|
| LED1 | Green | LED2 | Yellow |
| P9   | +     | P11  | +      |
| P10  | -     | P12  | -      |

UNLESS OTHERWISE SPECIFIED  
 ALL DIMENSIONS ARE INCHES [MM]  
 TOLERANCES: EXCEPT AS NOTED  
 INCHES HOLES

|      |        |       |        |
|------|--------|-------|--------|
| .X   | ± .10  | ∅.X   | ± .10  |
| .XX  | ± .020 | ∅.XX  | ± .015 |
| .XXX | ± .015 | ∅.XXX | ± .010 |



TITLE  
 MODULAR JACK GANGED, 1 PORT, 8P8C,  
 RJ45+USB3.0, W/ LED GREEN & YELLOW

|           |    |         |
|-----------|----|---------|
| APPROVALS |    | DATE    |
| DRAWN     | HR | 7/15/16 |
| CHECKED   | RT | 7/15/16 |
| APPROVED  |    |         |

|              |                      |              |
|--------------|----------------------|--------------|
| SIZE         | PART NO.             | REV.         |
| X            | MTJ-USB3-88JX1-FS-LH | -            |
| REF: S00005C | SCALE: NTS           | SHEET 2 OF 2 |

SPECIFICATIONS:

- Dielectric withstand: (P1/P3/P5/P7) : (P2/P4/P6/P8): 500 VAC
- DC Resistance: (P1~J1) : (P2~J2) : (P3~J3) : (P4~J4) :  
 (P5~J5) : (P6~J6) : (P7~J7) : (P8~J8) : 1.0Ω max.

6

5

4

3

2

1